

# ROTEX<sup>®</sup> | GROUP

ROTEX<sup>®</sup> BM&M



**Maximum  
Performance  
Assured\***

\*after testing in our  
Lab



**Maximise your screening capacity  
without compromising on quality  
with the Classic Screen.**

BM&M Screening Solutions has been building high efficiency screens since 1968. The Classic Screen is our highest energy, high speed gyratory screen model, perfect for large volume applications.

\* Based upon customer material testing at our lab testing facilities in Europe – we test your material and create a performance objective tailored to your specific applications.

- › **Maximise volume**
- › **Improve efficiencies**
- › **Reduce maintenance costs**
- › **Complimentary on-site start-up assistance**

## Introducing the Classic Screen

Our Classic Screen has the option to choose between one, two, three or even four deck configurations. This, coupled with our gyratory technology, ensures you can achieve maximum yield in a highly efficient process. The Classic Screen is perfect for screening wood chips, paper products, grain, mulch, rubber and much more.

### BM&M Gyratory Motion

The unique technology developed by BM&M creates an unbeatable combination of motion and speed that generates higher throughputs and greater efficiencies. There are 3 core elements that work together to deliver these results.

➤ 1

#### Fully Gyratory Motion

Centering the drive in the middle of the machine generates a gyratory motion over the entire screen surface.

➤ 2

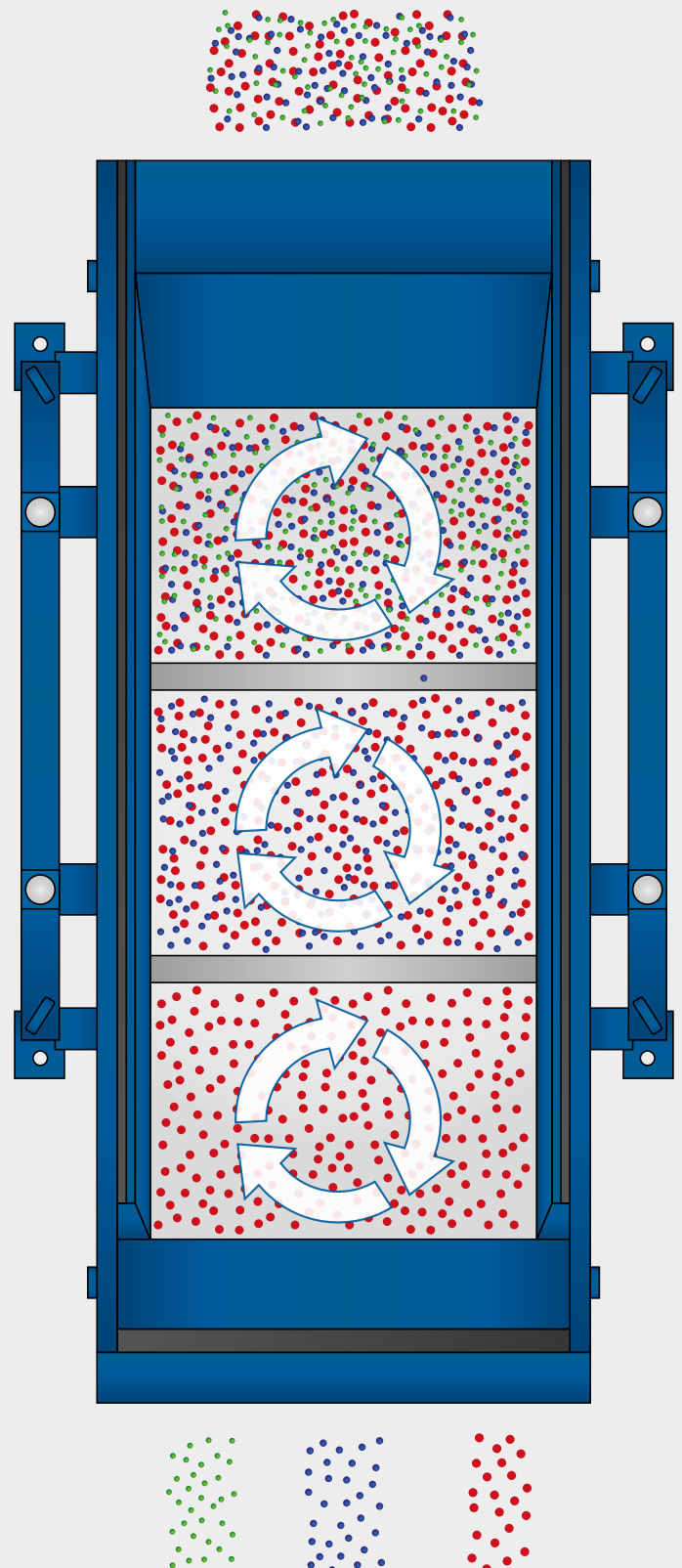
#### Maintenance Free Drive

The eccentric weight drive assembly is lubricated for life. The unique static shaft design provides torsional stiffness ensuring long trouble-free service reducing ongoing machine maintenance costs.

➤ 3

#### Maximum Productivity

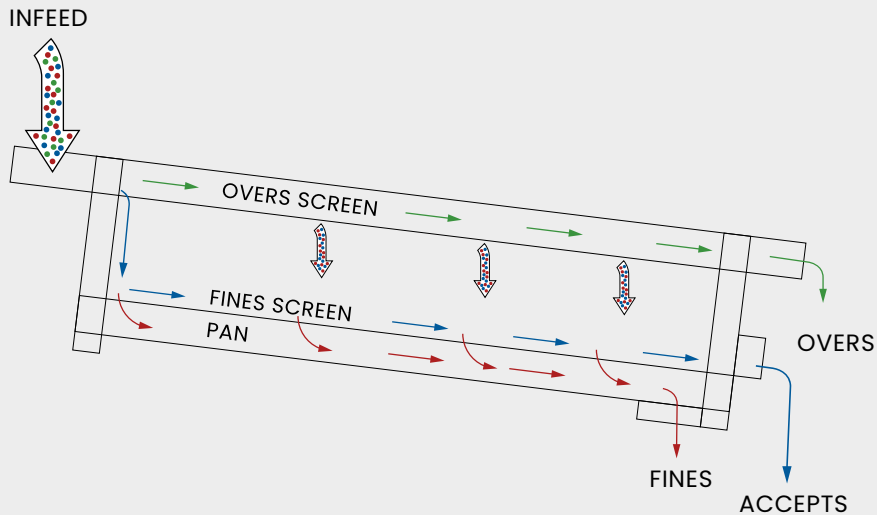
Increasing speed results in higher screening energy being applied to the material, eliminating blinding while also increasing stratification and throughput.



## CONFIGURATION OPTIONS

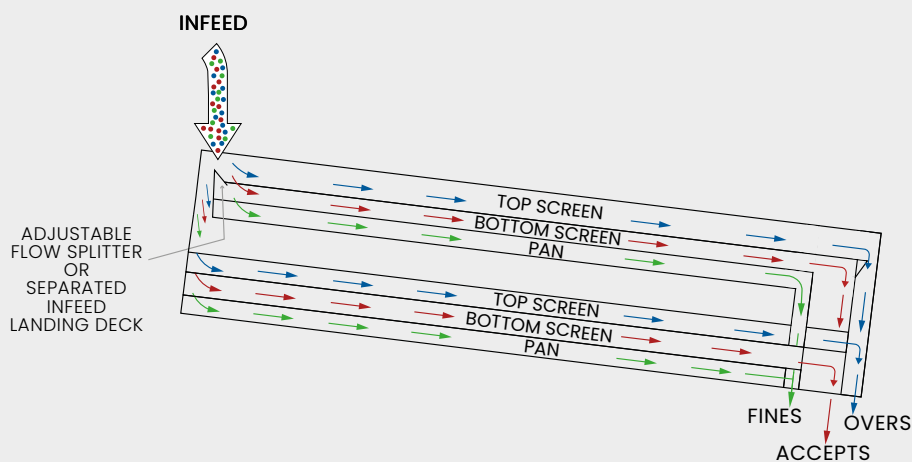
### Standard 2-Deck Classic Screen

The Classic Screen is available in several different configurations; as a standard parallel-flow, a counter-flow, a double-single screen, and also the CS<sup>2</sup> model.



### CS<sup>2</sup> Model

The CS<sup>2</sup> is our largest capacity, high speed gyratory screen model, perfect for large volume applications.



**CS<sup>2</sup> – The power of the Classic, squared.  
Efficiency multiplied. Innovation amplified.**



### Ball Decks To Reduce Blinding

The high bouncing force of the balls will prevent blinding for virtually any application.



### CS Screen Tensioning Device

Device will uniformly tension the screen creating a tight surface for higher separation efficiency.



### Custom Discharge Chute Configurations

Custom discharge chutes designed for your application or plant configuration.







## PARTS & FIELD SERVICE

### KNOWLEDGE & EXPERIENCE

Leverage our decades of expertise for reliable solutions and expert support.

### GUARANTEED QUALITY

Our parts meet the highest standards for durability and performance.

### CUSTOMER CONVENIENCE

Ensure you get the the parts and service you need, when you need them.

## › OEM PARTS & SERVICE

With over 180 years of screening expertise, we are committed to delivering exceptional value by ensuring your equipment operates flawlessly throughout its lifespan. Through our aftermarket parts and service groups, we ensure your machinery keeps running smoothly with our high-quality stocked and custom-manufactured parts.

## › FREE MATERIALS TESTING

Our lab testing facility helps to ensure you have the right screens installed to deliver the results you require. This dedication guarantees optimal screening performance and delivers exceptional value, offering you a superior return on our investment.

For more information or to find your local Rotex representative visit our website

**THE ROTEX GROUP.COM**

**ROTEX® | GROUP**  
**ROTEX BM&M**