


Proven Performance, Ease of Maintenance, Industry Standard



Classic Rotex performance - quality separations, high yield, aggressive screen cleaning, long-lasting.

▲ ROTEX® Automatic Tensioning Type-A Screener

Rotex® Screeners are designed and built to meet your specific requirements:

- Low angle, Gyrotory-Reciprocating Motion gently sifts the material
- Multi deck Rotex screeners produce several grades of product in one machine
- Totally enclosed with effective sealing for clean operation
- Durable construction and wear-resistant impact areas for long life and continuous operation

FREE MATERIAL ANALYSIS

Over 100 years of proven correlation between lab test results and actual field performance:

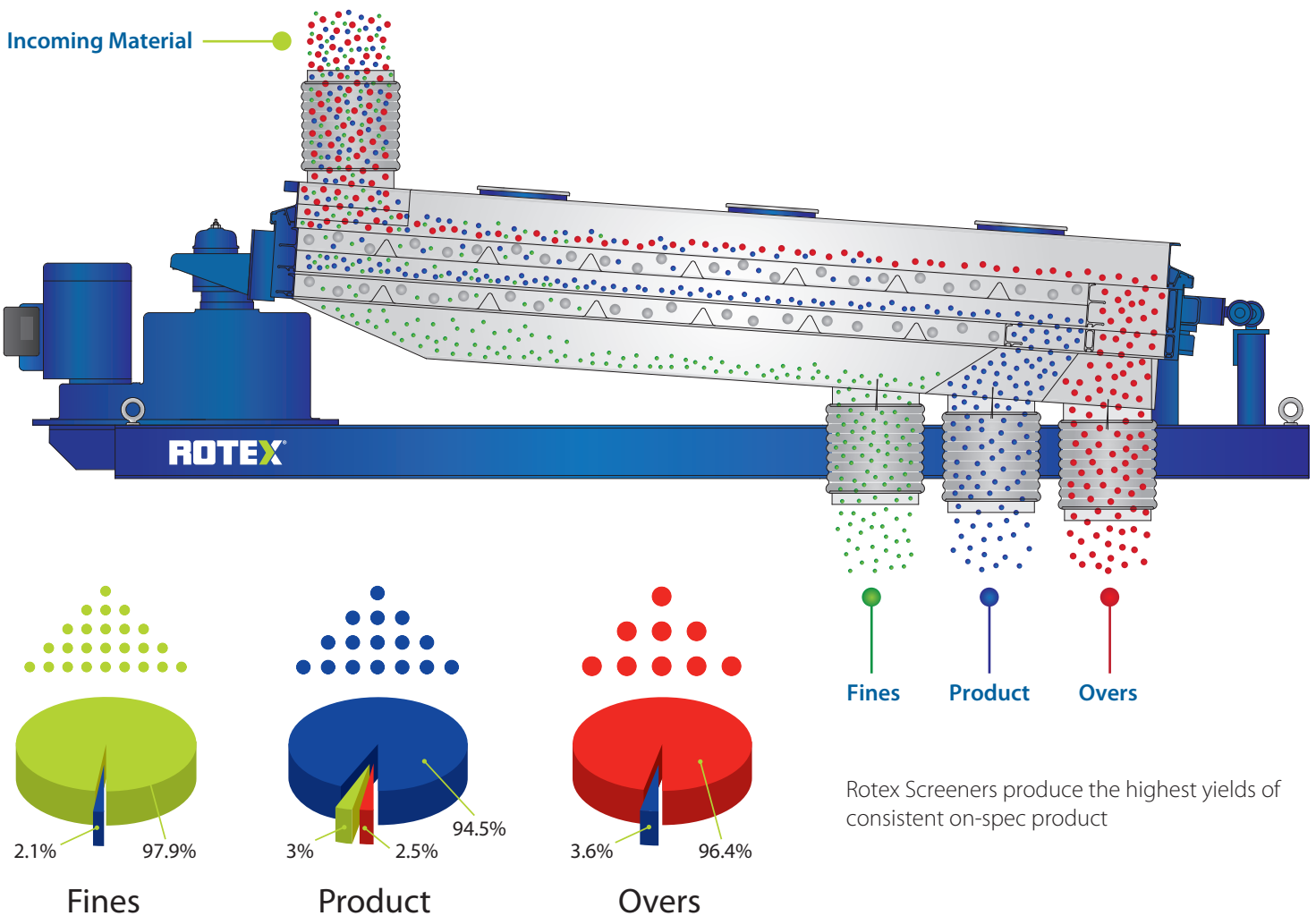
- Experienced Lab Technicians and Application Engineers recommend machine size, settings and screen openings to ensure accurate, efficient separations
- Comprehensive separation analysis
- Summary report provides data to support ROI decisions

“Rotex screeners have proven themselves for years and years. They are the industry standard for many applications. They are cost-effective and give me the separations I want and need.”

Plant Manager - Recycling Industry

➤ **Over 6,000 Rotex® screeners are installed worldwide**





Gyratory-Reciprocating Motion



The Gyratory-Reciprocating Motion gradually changes along the length of the machine to an elliptical path and finally to an approximate straight line motion at the discharge end.

Circular motion at the feed end

- Spreads the material across the full width of the screen surface
- Stratifies the material
- Conveys material forward

Changing to elliptical motion at the middle

- Long stroke elliptical action
- Enhances stratification
- Conveys material at high capacity


Straight line motion at the discharge end

- Linear sifting motion
- Removes near-size particles
- Improves screening efficiency
- No vertical component ensures material is in constant contact with the screen surface

Rotex® Benefits


- Long-life and trouble-free operation
- Proven Rotex Gyratory-Reciprocating Motion for unmatched product recovery
- Easy maintenance and access to OEM replacement parts and screens
- Experienced application experts ensure your screen selection and machine settings produce maximum recovery





Longevity

Heavy duty all metal construction to withstand harsh environments



Positive Screen Cleaning

Bouncing balls keep screen openings clear, maintaining efficiency and capacity.



Compensating Clamps

Patented, self-adjusting clamps ensure uniform sealing of cover and screen decks




Quick Screen Changes

Patented Quick Snap tension clips mean rapid screen changes and less downtime

Features

- Wide range of sizes from 9 sq ft to 110 sq ft (0.5m² to 10m²) of screen surface
- Replaceable inner and outer seals to control dusting
- Rotex reputation for quality, durability and ease of maintenance
- Cost-effective construction and material options

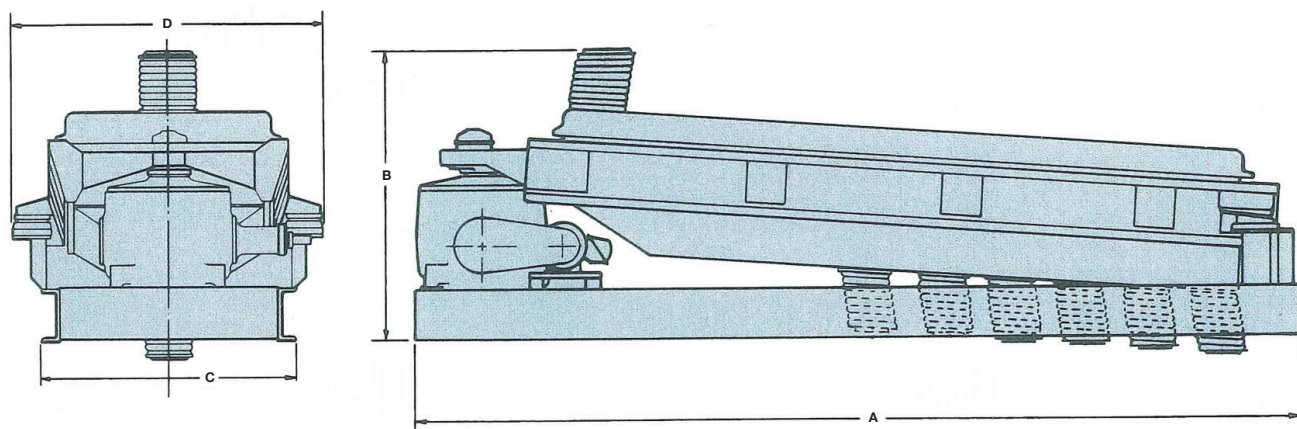
Installation Options



Floor Mounted



Cable Suspended



The following specifications are for Automatic Tensioning Screeners of standard construction and range from one through five decks. Overall dimensions may vary depending on mounting and drive head.

No. of Screen Surfaces	Automatic tensioning Model No.	Normal Area per Surface		Motor		Principal Dimensions								Shipping Weight	
						A		B		C		D			
		ft²	m²	hp	kW	in	mm	in	mm	in	mm	in	mm	lb	kg
1	11A	6.7	0.6	2	1.5	86	2184	37	940	27	686	29	737	600	272
	3241A	8.0	0.7	2	1.5	100	2540	39	991	33	838	35	889	1700	771
	3201A	12.5	1.2	2	1.5	112	2845	40	1016	36	914	39	991	1800	816
	3221A	15.6	1.4	2	1.5	110	2794	40	1016	46	1168	49	1245	1800	816
	3431A	23.3	2.2	2	1.5	132	3353	41	1041	48	1219	52	1321	2100	952
	341A	33.3	3.1	2	1.5	178	4521	43	1092	47	1194	54	1372	2300	1043
	3421A	35.0	3.3	2	1.5	139	3531	42	1067	67	1702	71	1803	2100	952
	81A	50.0	4.6	3	2.2	182	4623	54	1372	72	1829	75	1905	6500	2948
	81A	50.0	4.6	3	2.2	174	4420	52	1321	70	1778	75	1905	4200	1905
	8521A	60.0	5.6	5	3.7	225	5715	51	1295	61	1549	69	1753	5600	2540
	581A	80.0	7.4	7.5	5.5	215	5461	56	1422	89	2261	89	2261	9300	4218
	532A*	50.0	4.6	7.5	5.5	226	5740	55	1397	77	1956	83	2108	8900	4036
732A*	80.0	7.4	10	7.5	220	5588	65	1651	89	2261	89	2261	13000	5896	
2	12A	5.1	0.5	0.5	0.37	83	2108	36	914	27	686	29	737	800	363
	3402A	12.5	1.2	2	1.5	123	3124	45	1143	41	1041	47	1194	2000	907
	3422A	15.6	1.4	2	1.5	125	3175	46	1168	52	1321	55	1397	2100	952
	342A	23.3	2.2	2	1.5	148	3759	46	1168	52	1321	54	1372	2200	998
	82A	33.3	3.1	3	2.2	211	5359	55	1397	56	1422	61	1549	6500	2948
	842A	35.0	3.3	3	2.2	161	4089	54	1372	72	1829	78	1981	5400	2449
	52A	50.0	4.6	7.5	5.5	222	5639	52	1321	80	2032	83	2108	8600	3900
	522A	60.0	5.6	7.5	5.5	245	6223	54	1372	80	2032	83	2108	9000	4082
	8522A	60.0	5.6	5	3.7	230	5842	55	1397	72	1829	72	1829	5700	2585
	5722A	80.0	7.4	7.5	5.5	234	5944	54	1372	89	2261	89	2261	9500	4308
	722A	80.0	7.4	10	7.5	220	5588	71	1803	89	2261	89	2261	13000	5896
	72A	100.0	9.3	10	7.5	271	6883	74	1880	89	2261	89	2261	13500	6122
3	3423A	8.0	0.7	2	1.5	126	3200	47	1194	36	914	38	965	2100	952
	3403A	12.5	1.2	2	1.5	137	3480	46	1168	42	1067	45	1143	2000	907
	803A	23.3	2.2	3	2.2	181	4597	56	1422	56	1422	61	1549	5500	2494
	83A	33.3	3.1	3	2.2	218	5537	57	1448	56	1422	61	1549	5800	2630
	523A	50.0	4.6	7.5	5.5	201	5105	57	1448	80	2032	83	2108	9100	4172
	723A	80.0	7.4	10	7.5	242	6147	71	1803	89	2261	89	2261	13500	6122
4	804A	19.2	1.8	3	2.2	176	4470	57	1448	50	1270	60	1524	4600	2086
	54A	33.3	3.1	7.5	5.5	238	6045	61	1549	60	1524	63	1600	7200	3265
	704A	50.0	4.6	10	7.5	219	5563	72	1829	79	2007	88	2235	13500	6122
5	505A	23.3	2.2	7.5	5.5	189	4801	63	1600	60	1524	63	1600	7300	3311

* Indicates two deck independently fed. Total area is 2 x nominal area per surface.